

Independent Auditors' Report to the members of Dublin Port Company

Report on the audit of the financial statements

Opinion on the financial statements of Dublin Port Company (the 'Company')

In our opinion the financial statements:

- give a true and fair view of the assets, liabilities and financial position of the Company as at financial year ended 31 December 2020 and of the profit for the financial year then ended; and
- have been properly prepared in accordance with the relevant financial reporting framework and, in particular, with the requirements of the Companies Act 2014.

The financial statements we have audited comprise:

- Summary of Significant Accounting Policies;
- the Profit and Loss Account;
- the Statement of Comprehensive Income;
- the Balance Sheet;
- the Statement of Changes in Equity;
- the Statement of Cash Flows; and
- the related notes 1 to 32

The relevant financial reporting framework that has been applied in their preparation is the Companies Act 2014 and FRS 102 "The Financial Reporting Standard applicable in the UK and Republic of Ireland" issued by the Financial Reporting Council ("the relevant financial reporting framework").

Basis for opinion

We conducted our audit in accordance with International Standards on Auditing (Ireland) (ISAs (Ireland)) and applicable law. Our responsibilities under those standards are described below in the "Auditor's responsibilities for the audit of the financial statements" section of our report.

We are independent of the Company in accordance with the ethical requirements that are relevant to our audit of the financial statements in Ireland, including the Ethical Standard issued by the Irish Auditing and Accounting Supervisory Authority, as applied to SME listed entities, and we have fulfilled our other ethical responsibilities in accordance with these requirements.



We believe that the audit evidence we have obtained is sufficient and appropriate to provide a basis for our opinion.

Summary of our audit approach

Key audit matters

The key audit matters that we identified in the current year were:

- Appropriateness of key assumptions used to determine retirement benefit liabilities

Within this report, any new key audit matters are identified with  and any key audit matters which are the same as the prior year identified with .

Materiality

The materiality that we used in the current year was €1,984,000 which was determined on the basis of a percentage of Profit Before Tax.

Scoping

An audit was completed of Dublin Port Company.

Significant changes in our approach

No significant changes in our audit approach.

Conclusions relating to going concern

In auditing the financial statements, we have concluded that the Directors' use of the going concern basis of accounting in the preparation of the financial statements is appropriate.

Our evaluation of the Directors' assessment of the Company's ability to continue to adopt the going concern basis of accounting included:

- Review of cash flow forecasts prepared by management;
- Testing clerical accuracy of the cash flow forecasts prepared;
- Assessing the historical accuracy of forecasts prepared by management; and
- Review of financing facilities in place including assessing the nature of facilities, repayment terms and covenants.

Based on the work we have performed, we have not identified any material uncertainties relating to events or conditions that, individually or collectively, may cast significant doubt on the Company's ability to continue as a going concern for a period of at least twelve months from when the financial statements are authorised for issue.

Our responsibilities and the responsibilities of the Directors with respect to going concern are described in the relevant sections of this report.

Key Audit Matters

Key audit matters are those matters that, in our professional judgement, were of most significance in our audit of the financial statements of the current financial year and include the most significant assessed risks of material misstatement (whether or not due to fraud) we identified, including those which had the greatest effect on; the overall audit strategy, the allocation of resources in the audit; and directing the efforts of the engagement team.

These matters were addressed in the context of our audit of the financial statements as a whole, and in forming our opinion thereon, and we do not provide a separate opinion on these matters.

Appropriateness of key assumptions used to determine retirement benefit liabilities

Key audit matter description /

The Company operates a defined benefit pension scheme. The net pension asset as at 31 December 2020 amounted to €56m.

There is a high degree of estimation uncertainty and judgement in the calculation of the pension liabilities, particularly in the determination of appropriate actuarial assumptions in respect of the discount and inflation rates. We have identified the appropriateness of these key assumptions as a key audit matter due to the volatility of the assumptions and the significant impact they have on the calculation of the pension liabilities

Please also refer to page 43 (Accounting Policy - Defined Benefit Pension Plan), and Note 3 - Critical accounting judgements and estimates.

How the scope of our audit responded to the key audit matter

We obtained an understanding of management's processes and assessed the design and determined the implementation of the relevant controls.

We utilised Deloitte Actuarial Specialists as part of our team to assist us in understanding, evaluating and challenging the appropriateness of the discount and inflation rates.

We made inquiries with both management and the Company's external pension advisors to understand their processes in determining the discount and inflation rates used in calculating retirement benefit liabilities.

We benchmarked the discount and inflation rates used against comparable market and peer data to ensure that they were within appropriate ranges and reasonable given our knowledge of the schemes.

We assessed whether the disclosures made in the financial statements in respect of retirement benefit schemes were in accordance with the relevant accounting standards.

Key observations

Based on the evidence obtained, we found that the discount and inflation rates used by management in the actuarial valuations for pension liabilities are within a range we consider reasonable.

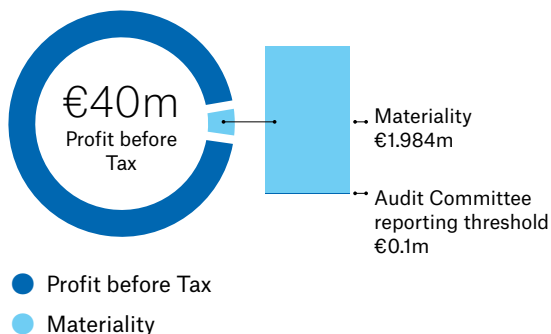
Our audit procedures relating to these matters were designed in the context of our audit of the financial statements as a whole, and not to express an opinion on individual accounts or disclosures. Our opinion on the financial statements is not modified with respect to any of the risks described above, and we do not express an opinion on these individual matters.

Our application of materiality

We define materiality as the magnitude of misstatement that makes it probable that the economic decisions of a reasonably knowledgeable person, relying on the financial statements, would be changed or influenced. We use materiality both in planning the scope of our audit work and in evaluating the results of our work.

We determined materiality for the Company to be €1,984,000 which is approximately 5% of Profit Before Tax. We have considered Profit Before Tax to be the critical component for determining materiality due to the significance of this balance for users of the financial statements. We have considered quantitative and qualitative factors such as understanding the entity and its environment, history of misstatements, complexity of the Company and reliability of control environment.

Application of materiality



We agreed with the Audit & Risk Committee that we would report to them any audit differences in excess of €99,000, as well as differences below that threshold which, in our view, warranted reporting on qualitative grounds. We also report to the Audit & Risk Committee on disclosure matters that we identified when assessing the overall presentation of the financial statements.

An overview of the scope of our audit

Our audit was scoped by obtaining an understanding of the Company and its environment, including the accounting processes and controls in place and the industry in which the Company operates. Based on this assessment, we identified the risks of material misstatement.

Other information

The other information comprises the information included in the Annual Report, other than the financial statements and our auditor's report thereon. The Directors are responsible for the other information contained within the Annual Report.

Our opinion on the financial statements does not cover the other information and, except to the extent otherwise explicitly stated in our report, we do not express any form of assurance conclusion thereon.

Our responsibility is to read the other information and, in doing so, consider whether the other information is materially inconsistent with the financial statements or our knowledge obtained in the audit or otherwise appears to be materially misstated. If we identify such material inconsistencies or apparent material misstatements, we are required to determine whether there is a material misstatement in the financial statements or a material misstatement of the other information. If, based on the work we have performed, we conclude that there is a material misstatement of this other information, we are required to report that fact.

We have nothing to report in this regard.

Responsibilities of Directors

As explained more fully in the Directors' Responsibilities for Financial Statements included in the Directors report, the Directors are responsible for the preparation of the financial statements and for being satisfied that they give a true and fair view and otherwise comply with the Companies Act 2014, and for such internal control as the Directors determine is necessary to enable the preparation of financial statements that are free from material misstatement, whether due to fraud or error.

In preparing the financial statements, the Directors are responsible for assessing the Company's ability to continue as a going concern, disclosing, as applicable, matters related to going concern and using the going concern basis of accounting unless the Directors either intend to liquidate the Company or to cease operations, or have no realistic alternative but to do so.

Auditor's responsibilities for the audit of the financial statements

Our objectives are to obtain reasonable assurance about whether the financial statements as a whole are free from material misstatement, whether due to fraud or error, and to issue an auditor's report that includes our opinion. Reasonable assurance is a high level of assurance, but is not a guarantee that an audit conducted in accordance with ISAs (Ireland) will always detect a material misstatement when it exists. Misstatements can arise from fraud or error and are considered material if, individually or in the aggregate, they could reasonably be expected to influence the economic decisions of users taken on the basis of these financial statements.

As part of an audit in accordance with ISAs (Ireland), we exercise professional judgment and maintain professional scepticism throughout the audit. We also:

- Identify and assess the risks of material misstatement of the financial statements, whether due to fraud or error, design and perform audit procedures responsive to those risks, and obtain audit evidence that is sufficient and appropriate to provide a basis for our opinion. The risk of not detecting a material misstatement resulting from fraud is higher than for one resulting from error, as fraud may involve collusion, forgery, intentional omissions, misrepresentations, or the override of internal control.
- Obtain an understanding of internal control relevant to the audit in order to design audit procedures that are appropriate in the circumstances, but not for the purpose of expressing an opinion on the effectiveness of the Company's internal control.
- Evaluate the appropriateness of accounting policies used and the reasonableness of accounting estimates and related disclosures made by the Directors.
- Conclude on the appropriateness of the Directors' use of the going concern basis of accounting and, based on the audit evidence obtained, whether a material uncertainty exists related to events or conditions that may cast significant doubt on the Company's ability to continue as a going concern. If we conclude that a material uncertainty exists, we are required to draw attention in our auditor's report to the related disclosures in the financial statements or, if such disclosures are inadequate, to modify our opinion. Our conclusions are based on the audit evidence obtained up to the date of the auditor's report. However, future events or conditions may cause the entity (or where relevant, the group) to cease to continue as a going concern.
- Evaluate the overall presentation, structure and content of the financial statements, including the disclosures, and whether the financial statements represent the underlying transactions and events in a manner that achieves fair presentation.

We communicate with those charged with governance regarding, among other matters, the planned scope and timing of the audit and significant audit findings, including any significant deficiencies in internal control that the auditor identifies during the audit.

For listed entities and public interest entities, the auditor also provides those charged with governance with a statement that the auditor has complied with relevant ethical requirements regarding independence, including the Ethical Standard for Auditors (Ireland) 2016, and communicates with them all relationships and other matters that may reasonably be thought to bear on the auditor's independence, and where applicable, related safeguards.

Where the auditor is required to report on key audit matters, from the matters communicated with those charged with governance, the auditor determines those matters that were of most significance in the audit of the financial statements of the current period and are therefore the key audit matters. The auditor describes these matters in the auditor's report unless law or regulation precludes public disclosure about the matter or when, in extremely rare circumstances, the auditor determines that a matter should not be communicated in the auditor's report because the adverse consequences of doing so would reasonably be expected to outweigh the public interest benefits of such communication.

related disclosures in the financial statements

Report on other legal and regulatory requirements

Opinion on other matters prescribed by the Companies Act 2014

Based solely on the work undertaken in the course of the audit, we report that:

- We have obtained all the information and explanations which we consider necessary for the purposes of our audit.
- In our opinion the accounting records of the Company were sufficient to permit the financial statements to be readily and properly audited.
- The financial statements are in agreement with the accounting records.
- In our opinion the information given in the Directors' report is consistent with the financial statements and the Directors' report has been prepared in accordance with the Companies Act 2014.

Matters on which we are required to report by exception

Based on the knowledge and understanding of the Company and its environment obtained in the course of the audit, we have not identified material misstatements in the Directors' report.

We have nothing to report in respect of the provisions in the Companies Act 2014 which require us to report to you if, in our opinion, the disclosures of Directors' remuneration and transactions specified by law are not made.

Under the Code of Practice for the Governance of State Bodies (August 2016) (the "Code of Practice"), we are required to report to you if the statement regarding the system of internal financial control required under the Code of Practice as included in the Corporate Governance Statement in the Directors Report does not reflect the Company's compliance with paragraph 1.9(iv) of the Code of Practice or if it is not consistent with the information of which we are aware from our audit work on the financial statements. We have nothing to report in this respect.

Use of our report

This report is made solely to the Company's members, as a body, in accordance with Section 391 of the Companies Act 2014. Our audit work has been undertaken so that we might state to the Company's members those matters we are required to state to them in an auditor's report and for no other purpose. To the fullest extent permitted by law, we do not accept or assume responsibility to anyone other than the Company and the Company's members as a body, for our audit work, for this report, or for the opinions we have formed.

Sinéad McHugh

For and on behalf of Deloitte Ireland LLP

Chartered Accountants and Statutory Audit Firm
Deloitte & Touche House,
Earlsfort Terrace,
Dublin 2

26th March 2021

The significant accounting policies used in the preparation of the financial statements are set out below. These policies have been consistently applied to all financial years presented, unless otherwise stated. The Company adopted FRS 102 for the first time in the 2015 financial statements.

Basis of preparation

The financial statements have been prepared under the historical cost convention, as modified by the measurement of investment properties and certain financial assets and liabilities at fair value through profit or loss.

The preparation of financial statements in conformity with FRS 102 requires the use of certain key assumptions concerning the future, and other key sources of estimation uncertainty at the reporting date. It also requires the Directors to exercise its judgement in the process of applying the Company's accounting policies. The areas involving a higher degree of judgement or areas where assumptions and estimates have a significant risk of causing a material adjustment to the carrying amounts of assets and liabilities within the next financial year are disclosed in note 3.

Going concern

The financial statements are prepared on the going concern basis of accounting. The Directors have carefully assessed the appropriateness of the use of the going concern basis in the preparation of the financial statements. Following their assessment the Directors report that they have satisfied themselves and consider it appropriate that the Company is a going concern, having adequate resources to continue in operational existence for the foreseeable future. In making this assessment the Directors have considered the existing and anticipated effects of the Covid-19 outbreak on the Company's activities.

Revenue recognition

Revenue is measured at the fair value of the consideration received or receivable and represents the amount receivable for services rendered, net of returns, discounts and rebates allowed by the Company and value added taxes.

The Company recognises revenue when the amount of revenue and costs can be measured reliably; it is probable that future benefits will flow to the entity and when the specific criteria relating to each of the Company's sale channels have been met, as described below.

Port Dues

Port Dues revenue arises from charges to port users and comprises of goods dues, vessel dues and other key services provided such as towage and pilotage. Goods Dues are charged by reference to a schedule of charges based on Standard International Trade Classifications. Vessel Dues are charged in respect of the arrival of a vessel and rates are based and chargeable on the greater of the net tonnage or half the gross tonnage of a vessel. Towage and Pilotage Services are charged based on usage.

Port Dues revenue is recognised by reference to the date of arrival of the vessel in the Port.

Rents

Rental income arises mainly from port related rental properties and is recognised by reference to the period to which the rent relates. Rent is charged in accordance with the terms of the rental agreement.

Other Revenue

Other revenue included in Turnover comprises Licence Fees and income from the Company's integrated Service Station and Truck Park. Revenue is recognised by reference to the period to which the income relates.

Other Income

The Company also earns interest income and grant income. Each of these revenue streams are accounted for as set out below:

Interest Income

Interest income is recognised using the effective interest rate method. Interest income is presented as 'interest receivable' in the Profit and Loss account.

Grant Income

The Company applies the accruals model in the recognition of grant income.

Grants relating to revenue are recognised on a systematic basis over the periods in which the Company recognises the related costs for which the grant is intended to compensate. A grant that becomes receivable as compensation for expenses already incurred with no future related costs is recognised in income in the period in which it becomes receivable.

Grants relating to assets are recognised in income on a systematic basis over the expected useful life of the asset. Where part of a grant relating to an asset is deferred it is recognised as deferred income and not deducted from the carrying amount of the asset.

Grants are not recognised until there is reasonable certainty that:

- (a) the Company will comply with the conditions attaching to them; and
- (b) the grants will be received.

Where a grant becomes repayable it is recognised as a liability when the repayment meets the definition of a liability.

Tangible fixed assets

(i) Cost

Tangible fixed assets are stated at cost at the date of transition to FRS 102, less accumulated depreciation and accumulated impairment losses, except for the Company's investment property which is stated at fair value. Please refer to separate policy on investment property below.

Cost includes the original purchase price, costs directly attributable to bringing the asset to its working location and condition for its intended use, dismantling and restoration costs and borrowing costs capitalised.

Infrastructure assets are those assets characterised by having virtually infinite useful lives and which, in general, were constructed many years ago but are unlikely to be constructed in their existing format today. They include assets such as the North Bull Wall and Great South Wall. Infrastructure assets are carried at a nil valuation and the cost of their upkeep is charged to the Profit and Loss Account.

(ii) Depreciation and residual values

Depreciation on assets is calculated, using the straight-line method, to allocate the cost to their residual values over the estimated useful lives as follows:

Buildings, quays, roads and terminals	50 years
Dock structures, dry docks and quays	30-50 years
Capital dredging	30 years
Floating craft	up to 30 years
Cranes	up to 30 years
Plant and machinery	2-30 years

The assets' residual values and useful lives are reviewed, and adjusted, if appropriate, at the end of each reporting period. The effect of any change is accounted for prospectively.

(iii) Subsequent additions and major components

Subsequent costs, including major inspections, are included in the asset's carrying amount or recognised as a separate asset, as appropriate, only when it is probable that economic benefits associated with the item will flow to the Company and the cost can be measured reliably.

The carrying amount of any replaced component is derecognised. Major components are treated as a separate asset where they have significantly different patterns of consumption of economic benefits and are depreciated separately over its useful life.

Repairs, maintenance and minor inspection costs are expensed as incurred.

(iv) Assets in the course of construction

Assets in the course of construction are carried at cost. These assets are not depreciated until they are available for use.

(v) Derecognition

Tangible assets are derecognised on disposal or when no future economic benefits are expected. On disposal, the difference between the net disposal proceeds and the carrying amount is recognised in profit or loss and included in "Profit on disposal of assets".

Borrowing costs

Borrowing costs which are directly attributable to the construction of tangible fixed assets are capitalised as part of the cost of those assets. Capitalisation begins when both finance costs and expenditures for the asset are being incurred and activities that are necessary to get the asset ready for use are in progress. Capitalisation ceases when substantially all the activities that are necessary to get the asset ready for use are complete.

Dredging

Capital dredging, which enhances Port access or infrastructure, is capitalised as part of the related fixed asset and depreciated over its estimated useful life.

Investment properties

The Company measures investment property at its cost on initial recognition. The cost of a purchased investment property comprises its purchase price and any directly attributable costs, such as professional fees for legal services, property transfer taxes and other transaction costs. Costs incurred in undertaking market studies before the purchase of a property are expensed as incurred.

Investment properties whose fair value can be measured reliably without undue cost or effort are measured at fair value at each reporting date with changes in fair value recognised in profit or loss.

The Company engaged independent valuation specialists to determine fair value of investment properties at 31 December 2020. The key assumptions used to determine the fair value of investment property are further explained in note 11.

Although the Companies Act would normally require the systematic annual depreciation of fixed assets, the Directors believe that the policy of not providing depreciation is necessary in order for the financial statements to give a true and fair view, since the current value of the investment property, and changes to its value, are of prime importance rather than a calculation of systematic annual depreciation. Depreciation is only one of the many factors reflected in the annual valuation, and the amount, which might otherwise have been included, cannot be separately identified or quantified.

Intangible assets

Computer software is carried at cost less accumulated amortisation and accumulated impairment losses. Software is amortised over its estimated useful life, of 10 years, on a straight-line basis. Software is not considered to have a residual value. Where factors, such as technological advancement or changes in market prices, indicate that the software's useful life has changed, the useful life is amended prospectively to reflect the new circumstances. Intangible fixed assets are reviewed for impairment if there is an indication that the intangible fixed asset may be impaired.

Impairment of non-financial assets

At each Balance Sheet date non-financial assets not carried at fair value are assessed to determine whether there is an indication that the asset (or asset's cash generating unit) may be impaired. If there is such an indication the recoverable amount of the asset (or asset's cash generating unit) is estimated.

The recoverable amount of the asset (or asset's cash generating unit) is the higher of the fair value less costs to sell and value in use. Value in use is the present value of the future cash flows expected to be derived from continuing use of the asset (or cash-generating unit) and from its ultimate disposal. In measuring value in use pre-tax and interest cash flows are discounted using a pre-tax discount rate that represents the current risk-free market rate and the risks specific to the asset for which the future cash flow estimates have not been adjusted.

If the recoverable amount of the asset (or asset's cash generating unit) is estimated to be lower than the carrying amount, the carrying amount is reduced to its recoverable amount. An impairment loss is recognised in the Profit and Loss account, unless the asset has been re-valued when the amount is recognised in other Comprehensive Income to the extent of any previously recognised revaluation. Thereafter any excess is recognised in profit or loss.

If an impairment loss subsequently reverses, the carrying amount of the asset (or asset's cash generating unit) is increased to the revised estimate of its recoverable amount, but only to the extent that the revised carrying amount does not exceed the carrying amount that would have been determined (net of depreciation) had no impairment loss been recognised in prior periods.

A reversal of an impairment loss is recognised in the Profit and Loss account, unless the asset is carried at a re-valued amount.

Cash and cash equivalents

Cash and cash equivalents includes cash in hand, deposits held at call with banks and other short term highly liquid investments with original maturities of three months or less. Bank deposits which have original maturity dates of more than three months are not cash and cash equivalents and are presented as current asset investments.

Inventories

Inventories are stated at cost. Inventories are consumable items and are recognised as an expense in the period in which they are used.

Cost includes cost of purchase, and where appropriate, import duties and transportation costs.

At the end of each reporting period, inventories are assessed for impairment. If an item of inventory is impaired, the identified inventory is reduced to its recoverable amount and an impairment charge is recognised in the Profit and Loss account. Where a reversal of the impairment is recognised the impairment charge is reversed, up to the original impairment loss, and is recognised as a credit in the Profit and Loss account.

Foreign currencies

i) Functional and presentation currency

The Company's functional and presentation currency is the euro, denominated by the symbol "€" and unless otherwise stated, the financial statements have been presented in thousands ('000).

ii) Transactions and balances

Foreign currency transactions are translated into the functional currency using the spot exchange rates at the dates of the transactions.

At each period end foreign currency monetary items are translated to Euro using the closing rate. Non-monetary items measured at historical cost are translated using the exchange rate at the date of the transaction and non-monetary items measured at fair value are measured using the exchange rate when fair value was determined.

Foreign exchange gains and losses resulting from the settlement of transactions and from the translation at period-end exchange rates of monetary assets and liabilities denominated in foreign currencies are recognised in the Profit and Loss account.

Foreign exchange gains and losses that relate to borrowings and cash and cash equivalents are presented in the Profit and Loss account within 'interest payable/receivable'. All other foreign exchange gains and losses are presented in the Profit and Loss account within 'administration expenses'.

Employee benefits

The Company provides a range of benefits to employees, including short term employee benefits such as paid holiday arrangements and post-employment benefits such as defined benefit and defined contribution pension plans and annual bonus arrangements, for certain employees.

(i) Short term benefits

Short term benefits, including wages and salaries, holiday pay and other similar non-monetary benefits, are recognised as an expense in the period in which the service is received.

The Company operates an annual bonus plan for certain employees. An expense is recognised in the Profit and Loss account when the Company has a present legal or constructive obligation to make payments under the plan as a result of past events and a reliable estimate of the obligation can be made.

ii) Post-employment benefits

Defined contribution plan

The Company operates a defined contribution plan for its employees. A defined contribution plan is a pension plan under which the Company pays fixed contributions into a separate entity. Once the contributions have been paid the Company has no further payment obligations. The contributions are recognised as an expense when they are due. Amounts not paid are shown in accruals in the Balance Sheet. The assets of the plan are held separately from the Company in independently administered funds.

Defined benefit pension plan

The Company operates a defined benefit plan for certain employees. A defined benefit plan defines the pension benefit that the employee will receive on retirement, usually dependent upon several factors including age, length of service and remuneration. A defined benefit plan is a pension plan that is not a defined contribution plan. The liability recognised in the Balance Sheet in respect of the defined benefit plan is the present value of the defined benefit obligation at the end of the reporting date less the fair value of the plan assets at the reporting date.

The defined benefit obligation is calculated using the projected unit credit method. Annually the Company engages independent actuaries to calculate the obligation. The present value is determined by discounting the estimated future payments using market yields on high quality corporate bonds that are denominated in Euro and that have terms approximating the estimated period of the future payments.

The fair value of plan assets is measured in accordance with the FRS 102 fair value hierarchy and in accordance with the Company's policy for similarly held assets. For most plan assets this is the quoted price in an active market. Where quoted prices are not available appropriate valuation techniques are used to estimate the fair value.

The cost of the defined benefit plan, recognised in profit or loss as employee costs, except where included in the cost of an asset, comprises:

- (a) the increase in pension benefit liability arising from employee service during the period; and
- (b) the cost of plan introductions, benefit changes, curtailments and settlements.

The net interest cost is calculated by applying the discount rate to the net balance of the defined benefit obligation and the fair value of plan assets. This cost is recognised in profit or loss as 'other finance cost'.

Actuarial gains and losses arising from experience adjustments and changes in actuarial assumptions are charged or credited to Other Comprehensive Income. These amounts together with the return on plan assets, less amounts included in net interest, are presented as 're-measurement of net defined benefit liability' in Other Comprehensive Income.

Taxation

Taxation expense for the period comprises current and deferred tax recognised in the reporting period. Tax is recognised in the Profit and Loss account, except to the extent that it relates to items recognised in other Comprehensive Income or directly in equity. In this case tax is also recognised in other Comprehensive Income or directly in equity respectively.

Current or deferred taxation assets and liabilities are not discounted.

(i) Current tax

Current tax is the amount of income tax payable in respect of the taxable profit for the year or prior years. Tax is calculated on the basis of tax rates and laws that have been enacted or substantively enacted by the period end. Management periodically evaluates positions taken in tax returns with respect to situations in which applicable tax regulation is subject to interpretation. It establishes provisions where appropriate on the basis of amounts expected to be paid to the tax authorities.

(ii) Deferred tax

Deferred tax arises from timing differences that are differences between taxable profits and total Comprehensive Income as stated in the financial statements. These timing differences arise from the inclusion of income and expenses in tax assessments in periods different from those in which they are recognised in financial statements.

Deferred tax is recognised on all timing differences at the reporting date except for certain exceptions. Unrelieved tax losses and other deferred tax assets are only recognised when it is probable that they will be recovered against the reversal of deferred tax liabilities or other future taxable profits.

Deferred tax is measured using tax rates and laws that have been enacted or substantively enacted by the period end and that are expected to apply to the reversal of the timing difference.

Exceptional items

The Company's income statement separately identifies exceptional items. Exceptional items are those that in our judgement need to be disclosed separately by virtue of their size, nature or incidence. The Company believes that this presentation provides additional analysis as it highlights exceptional items. Such items include gains on disposal of assets and business restructuring costs to the extent they are significant.

In this regard the determination of 'exceptional items' as included in our definition uses qualitative and quantitative factors. Judgement is used by the Company in assessing the particular items, which by virtue of their size, nature and incidence, are disclosed in the Company income statement and related notes as exceptional items.

Reclassification

Certain immaterial prior year amounts have been reclassified to align with the current period presentation of those items.

Financial instruments

The Company has chosen to adopt the Sections 11 and 12 of FRS 102 in respect of financial instruments.

(i) Financial assets

Basic financial assets, including trade and other receivables, cash and bank balances and short term deposits, are initially recognised at transaction price, unless the arrangement constitutes a financing transaction, where the transaction is measured at the present value of the future receipts discounted at a market rate of interest for a similar debt instrument.

Such assets are subsequently carried at amortised cost using the effective interest method.

At the end of each reporting period financial assets measured at amortised cost are assessed for objective evidence of impairment. If an asset is impaired the impairment loss is the difference between the carrying amount and the present value of the estimated cash flows discounted at the asset's original effective interest rate. The impairment loss is recognised in profit or loss.

If, in a subsequent financial year, the amount of an impairment loss decreases and the decrease can be objectively related to an event occurring after the impairment was recognised the previously recognised impairment loss is reversed. The reversal is such that the current carrying amount does not exceed what the carrying amount would have been had the impairment not previously been recognised. The impairment reversal is recognised in profit or loss.

Financial assets are derecognised when (a) the contractual rights to the cash flows from the asset expire or are settled, or (b) substantially all the risks and rewards of ownership of the

financial asset are transferred to another party or (c) control of the financial asset has been transferred to another party who has the practical ability to unilaterally sell the financial asset to an unrelated third party without imposing additional restrictions.

(ii) Financial liabilities

Basic financial liabilities, including trade and other payables and bank loans are initially recognised at transaction price, unless the arrangement constitutes a financing transaction, where the debt instrument is measured at the present value of the future payments discounted at a market rate of interest for a similar debt instrument.

These liabilities are subsequently carried at amortised cost, using the effective interest rate method.

Fees paid on the establishment of loan facilities are recognised as transaction costs of the loan to the extent that it is probable that some or all of the facility will be drawn down. In this case, the fee is deferred until the draw-down occurs. Transactions costs and fees are amortised over the life of the loan.

Trade payables are obligations to pay for goods or services that have been acquired in the ordinary course of business from suppliers. Accounts payable are classified as current liabilities if payment is due within one year or less. If not, they are presented as non-current liabilities. Trade payables are recognised initially at transaction price and subsequently measured at amortised cost using the effective interest method.

Financial liabilities are derecognised when the liability is extinguished, that is when the contractual obligation is discharged, cancelled or expires.

iii) Derivatives

Derivatives, including interest rate swaps and forward foreign exchange contracts, are not basic financial instruments.

Derivatives are initially recognised at fair value on the date a derivative contract is entered into and are subsequently re-measured at their fair value. Changes in the fair value of derivatives are recognised in profit or loss in finance costs or income as appropriate. The Company does not currently apply hedge accounting for interest rate or foreign exchange derivatives.

iv) Offsetting

Financial assets and liabilities are offset and the net amounts presented in the financial statements when there is an enforceable right to set off the recognised amounts and there is an intention to settle on a net basis or to realise the asset and settle to liability simultaneously.

Provisions and contingencies

Provisions are liabilities of uncertain timing or amount.

Provisions are recognised when the Company has a present legal or constructive obligation as a result of past events, it is probable that a transfer of economic benefits will be required to settle the obligation and the amount of the obligation can be estimated reliably.

Provisions are measured at the present value of the best estimate of the amount required to settle the obligation using a pre-tax rate that reflects current market assessments of the time value of money and the risks specific to the liability. Provisions are reviewed at the end of each financial year and adjusted to reflect the current best estimate of the amount required to settle the obligation. The unwinding of the discount is recognised as a finance cost in profit or loss, presented as part of 'interest payable and similar charges' in the financial year in which it arises.

Where there are a number of similar obligations, the likelihood that an outflow will be required in settlement is determined by considering the class of obligations as a whole.

Contingent liabilities, arising as a result of past events, are not recognised as a liability because it is not probable that the company will be required to transfer economic benefits in settlement of the obligation or the amount cannot be reliably measured at the end of the financial year. Possible but uncertain obligations are not recognised as liabilities but are contingent liabilities. Contingent liabilities are disclosed in the financial statements unless the probability of an outflow of resources is remote.

Contingent assets are not recognised. Contingent assets are disclosed in the financial statements when an inflow of economic benefits is probable.

Distributions to equity holders

Dividends and other distributions to Company's shareholders are recognised as a liability in the financial statements in the period in which the dividends and other distributions are approved by the Company's shareholders. These amounts are recognised in the statement of changes in equity. Interim dividends are recognised when paid.

Share capital

Ordinary shares are classified as equity and are recognised at the proceeds received. Incremental costs directly attributable to the issue of new ordinary shares or options are shown in equity as a deduction, net of tax, from the proceeds.

Towage accounts

Towage revenue is direct revenue charged based on usage. Towage costs comprise direct materials, direct labour and an appropriate proportion of relevant overhead costs allocated on the following basis:

Overhead	Basis of apportionment
Rates	Average usage per tug
Insurance	% of towage revenue
Electricity	Average usage per tug
Telecommunications	% of total telecommunications
Administration	% of total cost

Pilotage accounts

Pilotage revenue is direct revenue charged based on usage. Pilotage costs comprise direct materials, direct labour and an appropriate proportion of relevant overhead costs allocated on the following basis:

Overhead	Basis of apportionment
Rates	Average usage per pilot boat
Insurance	% of pilotage revenue
Electricity	Average usage
Telecommunications	% of total telecommunications
Administration	% of total cost

Profit and Loss Account

For the Financial Year ended 31 December 2020

46

	Notes	2020 €'000	2019 €'000
Turnover	5	86,596	92,723
Cost of sales		(31,920)	(32,467)
Gross Profit		54,676	60,256
Administrative expenses		(11,191)	(16,027)
Other operating income	6	665	-
Operating Profit	8	44,150	44,229
Interest receivable and similar income	7	613	1,069
Interest payable and similar charges	7	(5,074)	(679)
Net Finance (Expense)/Income		(4,461)	390
Profit on Ordinary Activities Before Taxation		39,689	44,619
Tax on profit on ordinary activities	10	(5,438)	(5,974)
Profit for the Financial Year		34,251	38,645

Turnover and Operating Profit arose solely from continuing activities.

Statement of Comprehensive Income

For the Financial Year ended 31 December 2020

	Notes	2020 €'000	2019 €'000
Profit for the Financial Year		34,251	38,645
Re-measurement gain/(loss) recognised on defined benefit obligations	30	8,194	(5,212)
Deferred tax related to re-measurement (gain)/loss on defined benefit obligations	10	(1,024)	651
Other Comprehensive Income/(loss) for the financial year, net of tax		7,170	(4,561)
Total Comprehensive Income for the financial year		41,421	34,084

Balance Sheet

As at 31 December 2020

48

	Notes	2020 €'000	2019 €'000
Fixed assets			
Tangible assets	11	612,771	564,077
Intangible assets	12	354	380
		613,125	564,457
Current assets			
Development land	13	1,246	1,246
Inventories	14	588	540
Debtors and prepayments	15	20,426	18,401
Cash at bank and in hand		160,137	77,305
Investments	16	55,712	48,044
		238,109	145,536
Creditors – Amounts falling due within one year	17	(17,728)	(14,073)
Net current assets		220,381	131,463
Total assets less current liabilities		833,506	695,920
Creditors – Amounts falling due after one year	18	(306,038)	(211,776)
Provisions for liabilities			
Other provisions for liabilities	21	(15,629)	(13,726)
Net Assets		511,839	470,418
Capital and reserves			
Called up share capital presented as equity	22	14,464	14,464
Capital conversion reserve fund	22	119	119
Profit and loss account		496,538	455,117
Capital contribution	22	718	718
Total equity		511,839	470,418

The financial statements on pages 39 to 72 were authorised for issue by the Board of Directors on 26th March 2021 and signed on its behalf.

On behalf of the Board

Jerry Grant Chairperson
Eamonn O'Reilly Chief Executive

26th March 2021

Statement of Changes in Equity

For the Financial Year ended 31 December 2020

	Note	Called up share capital €'000	Capital conversion reserve fund €'000	Capital contribution €'000	Profit and loss account €'000	Total €'000
Balance at 1st January 2019	22	14,464	119	718	425,133	440,434
Profit for the year		-	-	-	38,645	38,645
Other Comprehensive Income		-	-	-	(4,561)	(4,561)
Total Comprehensive Income for the year		-	-	-	34,084	34,084
Dividends	9	-	-	-	(4,100)	(4,100)
Balance as at 31st December 2019	22	14,464	119	718	455,117	470,418
Balance at 1st January 2020	22	14,464	119	718	455,117	470,418
Profit for the year		-	-	-	34,251	34,251
Other Comprehensive Income		-	-	-	7,170	7,170
Total Comprehensive Income for the year		-	-	-	41,421	41,421
Dividends	9	-	-	-	-	-
Balance as at 31st December 2020	22	14,464	119	718	496,538	511,839

Statement of Cash Flows

For the Financial Year ended 31 December 2020

50

	Notes	2020 €'000	2019 €'000
Net cash from operating activities	23	51,552	55,809
Taxation paid		(2,893)	(5,707)
Net cash generated from operating activities		48,659	50,102
Cash flows from investing activities			
Purchase of tangible assets		(56,878)	(77,025)
Purchase of intangible assets - software		(61)	(44)
Grants received		-	1,914
Proceeds from disposal of tangible assets		51	5
Interest received		10	-
Net cash used in investing activities		(56,878)	(75,150)
Cash flow from financing activities			
Proceeds from issue of bonds		100,000	100,009
Repayment of term debt facilities		(5,264)	(36,316)
Dividends paid	9	-	(4,100)
Interest paid and similar charges		(3,685)	(494)
Net cash generated from financing activities		91,051	59,099
Net increase in cash at bank and in hand		82,832	34,051
Cash and cash equivalents at the beginning of the year		77,305	43,254
Cash and cash equivalents at the end of the year		160,137	77,305
Cash and cash equivalents consists of:			
Cash at bank and in hand		160,137	77,305
Cash and cash equivalents		160,137	77,305

1. General information

Dublin Port Company provides the infrastructure, facilities, services and hard standing to meet the needs of customers for the efficient transfer of goods and passengers between land and sea transport modes.

Revenue in connection with the provision of these facilities is generated from vessel dues, goods dues, rent and key services provided, such as towage and pilotage.

The Company is incorporated and domiciled in the Republic of Ireland. The address of its registered office is Port Centre, Alexandra Road, Dublin 1.

2. Statement of compliance

The financial statements have been prepared under the historical cost convention, modified to include certain items at fair value, and in accordance with the Companies Act 2014 and Financial Reporting Standard 102 (FRS 102) issued by the Financial Reporting Council. The financial statements comply with Financial Reporting Standard 102, 'The Financial Reporting Standard applicable in the UK and Republic of Ireland' (FRS 102) and the Companies Act 2014.

3. Critical judgments and estimates in applying the Company's accounting policies

Estimates and judgements are continually evaluated and are based on historical experience and other factors, including expectation of future events that are believed to be reasonable under the circumstances.

The Company makes estimates and assumptions concerning the future. The resulting accounting estimates will, by definition, seldom equal the related actual results. The estimates and assumptions that have a significant risk of causing a material adjustment to the carrying amounts of assets and liabilities within the next financial year are addressed below:

(i) Useful economic lives of tangible assets

The annual depreciation charge for tangible assets is sensitive to changes in the estimated useful economic lives and residual values of the assets. The useful economic lives and residual values are re-assessed annually and amended where necessary. See note 11 for the carrying amount of the Company's tangible assets and the Accounting Policies for the useful economic lives for each class of assets.

(ii) Defined benefit pension scheme

The Company has an obligation to pay pension benefits to certain employees. The cost of these benefits and the present value of the obligation depend on a number of factors, including; life expectancy, salary increases, asset valuations and the discount rate on corporate bonds. Management estimates these factors in determining the net pension obligation in the Balance Sheet. The assumptions reflect historical experience and current trends. See note 30 for the disclosures relating to the defined benefit pension scheme.

4. Assets and liabilities acquired on Vesting Day

Under the provisions of the Harbours Act, 1996, the Company took over the functions carried on by the former Dublin Port and Docks Board on 3 March 1997 ("Vesting Day").

The cost to the Company of the assets acquired on Vesting Day was determined by the then Minister for Communications, Marine and Natural Resources. Liabilities (including pensions and capital grants) were taken over at their actual or determined amounts. Pension liabilities (see note 30) include those in respect of pre-Vesting Day pension entitlements of the Company's employees and the current and deferred pensioners of its predecessor entity, Dublin Port and Docks Board.

The assets and functions of the Pilotage Committee, established under the Pilotage Act 1913, were transferred by operation of law to Dublin Port Company in July 1997, under the Harbours Act, 1996 (Commencement) (No. 3) Order 1997.

The consideration for the net assets transferred to the Company was satisfied by the creation and issue of 6.023 million ordinary shares of IR£1 (€1.27) each fully paid. One ordinary share is held by the Minister for Finance and the remainder are held by the Minister for Transport at 31 December 2020.

5. Turnover

	2020 €'000	2019 €'000
By class of business (all within Republic of Ireland)		
Port dues	71,467	78,591
Rents	14,377	13,064
Licences	612	680
Other	140	388
	86,596	92,723

6. Other Operating Income

	2020 €'000	2019 €'000
Revaluation of investment property	665	-
	665	-

7. Finance Income/expense

	2020 €'000	2019 €'000
(a) Interest payable and similar charges:		
- Interest payable on bank loans	(1,781)	(2,206)
- Interest on Private Placement Bond	(4,803)	(129)
- Other interest payable	(87)	(58)
Total Interest payable	(6,671)	(2,393)
Interest payable capitalised	1,597	1,714
Total Interest payable and similar charges	(5,074)	(679)
b) Interest receivable and similar income:		
- Interest receivable	10	-
- Net finance income on retirement benefits (see note 30)	603	1,069
Total Interest receivable and similar income	613	1,069
c) Net Finance (expense)/income	(4,461)	390

8. Operating Profit

	2020 €'000	2019 €'000
Operating Profit has been arrived at after charging/(crediting):		
Depreciation (see note 11)	10,998	10,238
Amortisation of intangible assets (see note 12)	86	80
Amortisation of capital grants (see note 20)	(564)	(582)
Surplus on revaluation of investment properties (see note 6)	665	-
Impairment loss on trade receivables	(120)	(28)
Profit on disposal of tangible assets	(40)	(5)

Auditors remuneration:

Remuneration (including expenses) for the statutory audit and other services carried out by the Company's auditors is as follows:

	2020 €'000	2019 €'000
Audit of entity financial statements	55	43
Other assurance services	14	14
Other non-audit services	-	8
Tax advisory services	53	28
	122	93

External Support and Specialist Advisory Costs

	2020 €'000	2019 €'000
Legal Advice	531	946
Tax and Financial Advisory	93	124
Public Relations/Marketing	91	241
Pension and Human Resources	474	312
Engineering	304	471
Environmental	418	303
Other	596	1,099

Total Costs charged to the Profit and Loss Account

	2,507	3,496
Costs Capitalised	7,168	8,307
Costs charged to the Profit and Loss Account	2,507	3,496
Total Costs	9,675	11,803

8. Operating Profit (continued)

Legal Costs and Settlements	2020 €'000	2019 €'000
Settlements Paid	63	68
Settlements Received	(5)	(43)
Total	58	25
Travel and Subsistence Expenditure	2020 €'000	2019 €'000
Domestic		
- Board	-	-
- Employees	8	17
International		
- Board	1	6
- Employees	17	43
Total	26	66
Hospitality Expenditure	2020 €'000	2019 €'000
Staff Hospitality	40	104
Client Hospitality	38	131
Total	78	235

Towage accounts

The Port Services Regulation (Regulation 2017/352) was introduced by the European Parliament on 15th February 2017. The Regulation establishes a framework for the provision of port services and common rules on the financial transparency of ports.

A Profit and Loss account in respect of the Company's towage service for the year ended 31 December 2020, together with comparative figures for 2019, is set out below.

	2020 €'000	2019 €'000
Turnover (included in Port Dues turnover – see note 5)	3,701	4,362
Cost of Sales	1,271	1,423
Gross Profit	2,430	2,939
Administrative expenses	1,016	973
Operating Profit	1,414	1,966

8. Operating Profit (continued)**Pilotage accounts**

A Profit and Loss account in respect of the Company's pilotage service for the year ended 31 December 2020, together with comparative figures for 2019, is set out below.

	2020 €'000	2019 €'000
Turnover (included in Port Dues turnover – see note 5)	3,704	4,486
Cost of Sales	1,945	2,031
Gross Profit	1,759	2,455
Administrative expenses	1,119	1,075
Operating Profit	640	1,380

9. Dividend Paid

	2020 €'000	2019 €'000
Interim dividend paid of €0.00 per share (2019: €0.3543 per share)	-	(4,100)

10. Taxation

(a) Tax expense included in Profit and Loss	2020	2019
	€'000	€'000
Current tax:		
Based on Port activity profits for the year:		
Corporation Tax at an effective rate of 12.5% (2019:12.5%)	(4,249)	(5,165)
Based on non-Port activity profits		
Corporation Tax at an effective rate of 25% (2019:25%)	(310)	(311)
	(4,559)	(5,476)
Adjustments in respect of prior periods	-	102
Total current tax	(4,559)	(5,374)
Deferred tax:		
Timing differences between pension contributions paid and pensions charged	66	(9)
Timing differences on accelerated Capital Allowances	(945)	(591)
Total deferred tax	(879)	(600)
Total tax charge	(5,438)	(5,974)
(b) Tax expense included in other Comprehensive Income		
Deferred tax		
- Deferred tax related to defined benefit pension re-measurement (gain)/loss	(1,024)	651
Total tax (expense)/income included in other Comprehensive Income	(1,024)	651

(c) Reconciliation of tax charge

The total Corporation Tax charge for the financial year is higher (2019: higher) than the total tax charge that would result from applying the standard rate of Irish Corporation Tax to profit on ordinary activities. The differences are explained below:

	2020	2019
	€'000	€'000
Profit on Ordinary Activities Before Tax	39,689	44,619
Profit on ordinary activities multiplied by the average rate of Irish Corporation Tax for the year of 12.5% (2019:12.5%)	(4,961)	(5,577)
Effects of:		
Disallowable expenses	(322)	(343)
Passive income liable to tax at 25%	(155)	(156)
Adjustment to tax charge in respect of prior year	-	102
Total tax charge for the year	(5,438)	(5,974)

11. Tangible Assets

	Land and Buildings	Terminals	Dock Structures, Dry Docks and Quays	Floating Craft	Cranes	Plant and Machinery	Investment Property	CIP	Total
	€'000	€'000	€'000	€'000	€'000	€'000	€'000	€'000	€'000
Cost or valuation									
At 1 January 2020	146,584	211,421	171,268	16,868	3,540	28,716	8,500	149,250	736,147
Additions during year	103	771	7,207	2,142	-	918	-	47,898	59,039
Disposals	-	-	-	-	-	(76)	-	-	(76)
Transfer from CIP	10,192	-	7,558	2,303	-	-	-	(20,053)	-
Revaluation of IP	-	-	-	-	-	-	665	-	665
At 31 December 2020	156,879	212,192	186,033	21,313	3,540	29,558	9,165	177,095	795,775
Accumulated Depreciation									
At 1 January 2020	22,135	89,966	34,625	5,790	3,378	16,176	-	-	172,070
Charge for year	2,268	2,867	3,750	751	8	1,354	-	-	10,998
Disposals	-	-	-	-	-	(65)	-	-	(65)
At 31 December 2020	24,403	92,833	38,375	6,541	3,386	17,465	-	-	183,004
Net Book Amounts									
At 1 January 2020	124,449	121,455	136,643	11,078	162	12,540	8,500	149,250	564,077
At 31 December 2020	132,476	119,359	147,658	14,772	153	12,093	9,165	177,095	612,771

The cost to the Company of assets acquired on Vesting Day, 3 March 1997, under the Harbours Act, 1996 was determined by the then Minister for Communications, Marine and Natural Resources in consideration for shares issued.

Costs of fixed assets includes cumulative interest capitalised of €4.8m (2019:€3.2m).

In 2020 €40,000 (2019: €5,000) profit on disposal of tangible assets was recognised.

The investment property represents a 50% interest in freehold property and has been independently valued by Lisney as at 31 December 2020 on an open market valuation basis. The valuation represented the valuer's opinion of market value at 31 December 2020 and has been prepared in accordance with the RICS Valuation – Global Standards (incorporating the International Valuation Standards) published July 2017 by the Royal Institution of Chartered Surveyors. The valuer noted that values are subject to changes on account of market adjustments and other factors, and that values in the future may therefore be higher or lower than at the valuation date. A revaluation surplus of €0.7m arose in 2020 (2019: €Nil). Any surpluses arising on this revaluation are credited to the other operating income line of the Profit and Loss account.

12. Intangible assets

	2020 €'000
Cost or valuation	
At 1 January	1,615
Additions during year	61
At 31 December	1,676
Accumulated Amortisation	
At 1 January	1,235
Charge for year	86
At 31 December	1,322
Net Book Amounts	
At 1 January	380
At 31 December	354

Intangible assets comprise externally developed computer software which is amortised over their estimated useful lives using the straight-line method. Amortisation commences when the asset is ready for its intended use.

13. Development Land

The Company entered into a Development Agreement dated 6th July 1999 with Earlsfort East Point and Eastpoint (Development) Two Ltd. ("the Developer"), for a development comprising approximately 14 acres of land adjoining the East Point Business Park Development Phase I.

At 31 December 2020, a receivable of €1.246m remains outstanding relating to the final three sites of land (comprising approximately 6 acres of land) which are subject to this arrangement. The Directors are satisfied that the carrying value of this land is fully recoverable at 31 December 2020.

In addition to consideration for the land sold, the Company is also entitled to further consideration calculated based on a share of the net profits realised on the sale of the developed properties by Eastpoint (Development) Two Ltd.

The consideration under this agreement will be recognised in the financial statements in the period when it is realised by Dublin Port Company. No consideration was recognised during the year (2019: NIL).

The Company is currently engaged in discussions with the developer with a view to finalising the timeframe for receipt of both the consideration in respect of land and any further consideration to be received on the ultimate sale of the relevant properties.

14. Inventories

	2020 €'000	2019 €'000
Consumable items	588	540

Inventory comprises consumable items, spare parts and stores used in the maintenance of plant. There was no material difference between the replacement cost of inventory and the above book amount.

Inventories are stated after provisions for impairment of €5k (2019: €Nil).

15. Debtors – Amounts falling due within one year

	2020 €'000	2019 €'000
Trade debtors	15,095	13,712
VAT	692	585
Contributions receivable from pension scheme	2,704	2,361
Corporation Tax	-	1,244
Other receivables	1,935	499
	20,426	18,401

Trade debtors are stated after provisions for impairment of €162k (2019: €42k).

16. Investments

	2020 €'000	2019 €'000
Defined benefit pension asset (<i>see note 30</i>)	55,712	48,044
	55,712	48,044

17. Creditors – Amounts falling due within one year

	2020 €'000	2019 €'000
Trade creditors	2,331	1,955
Accruals	13,627	10,379
Deferred income – grants (<i>see note 20</i>)	490	580
Professional Services Withholding Tax/Relevant Contracts Tax	272	309
Income tax deducted under PAYE	440	710
Corporation Tax	422	-
Pay related social insurance	146	140
	17,728	14,073
Creditors for taxation and social welfare included above	1,280	1,159

Trade and other creditors are payable at various dates in the next three months in accordance with the suppliers' usual and customary credit terms.

Tax and social insurance are repayable at various dates over the coming months in accordance with the applicable statutory provisions.

18. Creditors – Amounts falling due after one year

	2020 €'000	2019 €'000
Deferred income – grants (see note 20)	12,608	13,083
Bank Loans (see note 19)	293,430	198,693
	306,038	211,776

19. Borrowings and Other Debt

	2020 €'000	2019 €'000
Total borrowings	293,430	198,693
	293,430	198,581
These loans are repayable in the following periods after the year end:		
In more than five years	293,430	198,693
	293,430	198,693
Long-term bank borrowings	93,421	98,684
Private placement borrowings	200,009	100,009
	293,430	198,693

Current bank borrowings:

The Company has put in place an agreement with Ulster Bank DAC, amounting to a €50m revolving credit facility. This facility was for an initial five year term with an option to extend for two one year periods, subject to bank approval. The Company exercised its option during 2019 to extend the facility which is now due for repayment in full in March 2024. This facility was un-drawn at the year-end (2019: €NIL).

The rate of interest on the loan is variable based on EURIBOR and the applicable margin. There is no tangible security held by Ulster Bank on this facility.

Long-term bank borrowings:

In December 2015 the Company entered into a Finance Contract with the European Investment Bank in respect of a €100m project finance facility. This facility is for a 20 year term of which was fully drawn down at year end. The balance outstanding at 31 December 2020 was €93.4m (2019: €98.68m).

Private Placement borrowings:

In December 2019 the Company issued €300m unsecured senior bonds to a range of institutional investors. These fixed rate bonds are issued in Euro currency and are listed on the Global Exchange Market of Euronext Dublin. The maturity date of the bonds is September 2049. At 31 December 2020 €200m of bonds had been purchased. There is a commitment in place for the investors to purchase the remaining €100m of bonds, referred as forward purchase bonds, at a specified date in 2021. However, the Company has the option to cancel the commitment to purchase some or all of the forward purchase bonds at no cost.

In addition, the Company issued an amount of unlisted notes to a subset of investors for a nominal price. Unlisted notes offer an alternative mechanism for investors to subscribe for the remaining bonds (instead of purchasing forward purchase bonds). At 31 December 2020 €9,000 had been received by the Company in relation to the purchase of unlisted notes.

The private placement debt and other facilities have conditions which require the Company to maintain certain covenants. At 31 December 2020 the Company is fully in compliance with all covenant requirements.

20. Deferred Income

	2020 €'000	2019 €'000
Grants and contributions to fixed assets		
Opening Balance	13,663	12,330
Received during the year	-	1,915
Amortised to Profit and Loss Account during the year	(564)	(582)
Closing Balance	13,099	13,663
Creditors – amounts falling due within one year (see note 17)	490	580
Creditors – amounts falling due after one year (see note 18)	12,609	13,083
	13,099	13,663

Capital grants received from various authorities in respect of capital expenditure incurred are recorded as deferred income and released to the Profit and Loss Account over the expected useful lives of the relevant assets.

21. Provisions for Liabilities

The Company had the following deferred tax liabilities during the year:

	2020 €'000	2019 €'000
At 1 January	(13,726)	(13,777)
Additions dealt with in profit and loss	(879)	(600)
Additions dealt with in other comprehensive income	(1,024)	651
At 31 December	(15,629)	(13,726)

Presented as:

	2020 €'000	2019 €'000
Deferred tax liabilities within provisions for liabilities	(15,629)	(13,726)

The provision for deferred tax consists of the following deferred tax assets/(liabilities):

	2020 €'000	2019 €'000
Defined Benefit pension scheme	(6,964)	(6,006)
Other timing differences	44	44
Accelerated capital allowances	(8,709)	(7,764)
	(15,629)	(13,726)

Deferred tax assets of €0.3m (2019: €0.3m) were not recognised in respect of capital losses on the basis that there is no likelihood of recovering the benefit from these tax losses.

22. Share Capital and Reserves

	2020 €'000	2019 €'000
Authorised		
96.5m ordinary shares of €1.25 each	120,625	120,625
Allotted, called up and fully paid – presented as equity		
11.571m ordinary shares of €1.25 each	14,464	14,464

There is a single class of ordinary shares. There are no restrictions on the distribution of dividends and the repayment of capital. All shares carry equal voting rights and rank dividends to the extent to which the total amount on each share is paid up.

Reserves

The opening balance, closing balance and movements in each reserve are outlined in the Statement of Changes in Equity. A description of each reserve is outlined below.

Called-up share capital

The authorised share capital of the Company comprises ordinary shares.

Capital conversion reserve fund

The ordinary shares of the Company were re-nominalised from €1.269738 each to €1.25 each in 2001 and the amount by which the issued share capital of the Company was reduced was transferred to a fund known as the Capital Conversion Reserve Fund.

	2020 €'000	2019 €'000
Capital conversion reserve fund	119	119

Capital contribution

On 12 July 2011, as permitted by the Harbours Acts, 1996 to 2009, the Minister for Transport, Tourism and Sport ordered that the functions of Dundalk Port Company be transferred to the Company. The assets and liabilities taken on by the Company as a result of this Ministerial Order have been recorded at their fair values at that date. A corresponding amount has been recognised as a Capital Contribution in Shareholders' Funds reflecting that the assets received and liabilities assumed are considered to be a contribution from the Company's principal shareholder.

	2020 €'000	2019 €'000
Capital contribution	718	718

23. Note to the statement of cash flow

	Notes	2020 €'000	2019 €'000
Profit for the financial year		34,251	38,645
Tax on profit on ordinary activities	10	5,438	5,974
Net Finance expense/(income)	7	4,461	(390)
Operating Profit		44,150	44,229
Amortisation of capital grants	20	(564)	(582)
Depreciation of tangible assets	11	10,998	10,238
Amortisation of intangible assets	12	86	80
Revaluation of investment property	11	(665)	-
Profit on disposal of assets		(40)	(5)
Increase in inventories		(48)	(38)
Decrease/(Increase) in debtors		(3,318)	78
(Decrease)/Increase in creditors		(176)	815
Change in relation to pension provision		1,129	994
Net cash inflow from operating activities		51,552	55,809

24. Commitments

At 31 December, the Company had the following capital commitments:

	2020 €'000	2019 €'000
Future capital expenditure not provided for		
Contracted for	59,676	55,445
Authorised by the Directors but not contracted for	-	29,388
	59,676	84,833

25. Lessor Operating Leases

Total operating minimum lease payments receivable under non-cancellable operating leases are as follows:

	2020 €'000	2019 €'000
Land		
One year	11,615	10,535
Two to five years	39,377	34,154
Greater than five years	285,729	281,729
	336,721	326,418

The Company earned €14.4m (2019: €13.1m) in rental income for the year. The above amounts represent future rental income receivable over the life or up to the first break clause of the operating lease agreements in place as at 31 December 2020.

26. Financial Instruments

The Company has the following financial instruments:

	2020 €'000	2019 €'000
Financial assets that are debt instruments measured at amortised cost:		
Trade debtors	15,095	13,712
Other debtors	1,935	499
	17,030	14,211
Cash at bank and in hand	160,137	77,305
Financial liabilities measured at amortised cost:		
Bank loans	293,430	198,693
Trade creditors	2,331	1,955
Other creditors	13,627	10,379
	309,388	211,027

27. Directors' Remuneration

	2020 €'000	2019 €'000
Emoluments	409	402
Contributions to retirement benefit schemes		
- Defined benefit	75	178

Retirement benefits are accruing to two Directors (2019: two Directors) under defined benefit schemes.

The Directors do not participate in any long term incentive schemes nor do they have any equity interests in the Company. There were no payments during the year (2019: NIL) in respect of compensation for loss of office or other termination payments.

27. Directors' Remuneration (continued):

Included in the above is the remuneration package of the Chief Executive made up as follows:

	2020 €'000	2019 €'000
Director's Fees	13	13
Salary	185	185
Other Benefits including Pension Costs and Taxable Benefits	61	161
	259	359

Directors' Fees	2020 €'000	2019 €'000
L McCaffrey	-	21,215
E O'Reilly	12,600	12,600
M Brophy	12,600	11,547
H Collins	12,600	12,600
G Darling	12,600	12,600
M Hand	12,600	12,600
K Nolan *	12,600	12,600
L Williams	12,600	11,547
	88,200	107,309

*In Addition to the Directors' fees, Mr. Nolan was paid as an employee of Dublin Port Company.

Key management compensation

The compensation paid or payable to key management is shown below:

	2020 €'000	2019 €'000
Salaries and other short term benefits	1,744	1,779
Post-employment benefits	264	377
Total key management compensation	2,008	2,156

The key management compensation amounts disclosed represents compensation to those people having the authority and responsibility for planning, directing and controlling the activities of the Company. The key management personnel include Board Members and members of the executive management team. The amounts stated above are inclusive of employer's PRSI.

28. Employees

	2020 €'000	2019 €'000
Staff costs comprise:		
Wages and salaries	11,942	12,008
Allowances	410	371
Overtime	464	410
Social insurance costs	1,246	1,230
Other pension costs - Defined Benefit Schemes (see note 30)	1,233	1,204
Other pension costs - Defined Contribution Scheme (see note 30)	848	762
	16,143	15,985

Of the total staff costs €1,085,000 (2019: €1,046,000) has been capitalised into tangible fixed assets and €15,058,000 (2019: €14,939,000) has been treated as an expense in the Profit and Loss account.

The average number of persons employed by the Company during the year was 154 (2019: 162).

Short-term employee benefits

€	2020 No. of Employees in Band	2019 No. of Employees in Band
50,000 – 74,999	51	61
75,000 – 99,999	49	46
100,000 – 124,999	23	16
125,000 – 149,999	12	5
150,000 – 174,999	3	4
175,000 – 199,999	4	3

Short-term employee benefits in relation to services rendered during the reporting period include salary, overtime, allowances and other payments, but exclude employer's PRSI.

29. Related Party Transactions

In accordance with FRS102 the Company is exempt from disclosure of transactions with other state owned entities.

As noted in note 1, one ordinary share is held by the Minister for Finance and the remainder are held by the Minister for Transport at 31 December 2020.

No Board member, who would be regarded as a related party, or members of key management staff have undertaken any material transactions with the Company during the year.

As noted in note 15, there is €2.7m due to the Company from the pension funds (2019: €2.4m).

30. Post-employment benefits

The Company operates four defined benefit pension schemes and a defined contribution pension scheme. On 1 January 2005 the defined benefit schemes were closed to new entrants.

Defined Contribution Scheme

Employees joining the Company after 1 January 2005 are members of the defined contribution scheme. Contributions are paid by the members and by the Company at fixed rates. During the year the Company contributed €848k (2019: €762k) to the defined contribution scheme and this amount was charged to the Profit and Loss account. Irish Pensions Trust Limited, an independent professional trustee Company, is the sole trustee of the defined contribution scheme.

Defined Benefit Schemes

- a) The Company operates four defined benefit pension schemes based on final pensionable salaries for eligible employees, including employees and former employees of Dundalk Port Company and the Company's predecessor entity, Dublin Port & Docks Board.

The four schemes are administered by trustees. The schemes are "The Dublin Port Superannuation Fund 1996", "The Dublin Port Company Pilots Superannuation Fund", "The Dublin Port Company Chief Executive Retirement Benefits Scheme" and "The Dublin Port Company Pension Scheme for Former Employees of Dundalk Port Company".

The Company and scheme members appoint the trustees of the Dublin Port Superannuation Fund 1996. The most recent member trustee election for the Dublin Port Superannuation fund 1996 was held in 2017 and the appointment of four candidates was ratified by the Board at its meeting on 8 December 2017. In addition to the four member trustees, the Company also appointed a further four trustees.

Irish Pensions Trust Limited, an independent professional trustee Company, is the sole trustee of the other three Schemes.

There are no unfunded schemes in place as at 31 December 2020.

b) **Actuarial Valuation**

The funding position of the four defined benefit schemes is assessed in accordance with the advice of independent actuaries. The funding position is formally assessed at three yearly intervals.

The Company intends to make regular contributions to the four schemes in accordance with the recommendations set out by the actuaries in the relevant actuarial reports for each scheme.

The most recent applicable actuarial valuation reports for the main defined benefit schemes is being prepared with an effective date of 1 January 2021. The reports is being completed by Mercer, who are neither officers nor employees of the Company. The valuation reports at 1 January 2021 will be available for inspection by scheme members but not for public inspection.

Funding Standard valuation basis (unaudited information)

The four defined benefit schemes are required to meet the minimum Funding Standard (FS) in accordance with Section 44 of the Pensions Act, 1990 (as amended). The FS, in general terms, measures whether accumulated assets cover liabilities accrued to members, assuming the schemes were wound up at the valuation date. The assumptions on which the FS liability is determined are prescribed in legislation and actuarial guidance. The most recently completed actuarial funding certificates for the main defined benefit schemes were submitted to the Pensions Authority with an effective date of 31 December 2018 and confirmed that the schemes satisfied the FS at that date.

Following the actuarial review at 1 January 2021, it was found that four defined benefit schemes would have met the FS as at 1 January 2021. Overall assets of the schemes were €285.5m and overall liabilities under the FS were €203.9, resulting in an aggregate surplus of €81.6m on the FS basis.

30. Post-employment benefits (continued)**Long-term valuation basis (unaudited information)**

The Company's intention is to continue to provide funding in accordance with the actuary's recommendation to ensure that the schemes continue to operate and provide for pension payments in the long term future.

The valuations at 1 January 2018 for such funding purposes were prepared using an actuarial valuation method known as the "attained age" method. The principal actuarial assumptions adopted in the valuation were that the annual rate of return on investments before retirement would be 1.00% per annum, the annual rate of return on investments after retirement would be 1.00% per annum, the increase in salaries would be 2.50% for 2018-2022 and 3.0% per annum thereafter; the increase in pensions in payment would be 1.75% per annum. Under this valuation method at 1 January 2018, overall assets were €281.8m and overall accrued liabilities were €264.9m. This resulted in an aggregate surplus of €16.9m and a funding ratio (assets: liabilities) as at 1 January 2018 of 106%.

A formal actuarial valuation is currently in progress and will be finalised over the coming months. Current best estimates indicate that liabilities will be in the range of between €269.3m and €275.3m. Overall assets of the fund are €285.5m resulting in an aggregate surplus of between €16.2m and €10.2m or a funding ratio of between 106% and 104%.

The next formal valuations will be prepared at 1 January 2024.

c) FRS 102 – Section 28 – "Employee Benefits"

The defined benefit obligations of the Company have been valued by independent actuaries for the purposes of section 28 of FRS 102 based on data provided for an actuarial valuation of the schemes as at 31 December 2020. As required by section 28 of FRS 102 the valuation was prepared using an actuarial valuation method known as the "projected unit credit" method. As the schemes are closed to new entrants, the schemes have an age profile that is rising and therefore under the projected unit method the current service cost will increase as members of the scheme approach retirement.

Financial Assumptions

The main financial assumptions to calculate the benefit obligations (liabilities) under section 28 of FRS 102 at the Balance Sheet date were:

	31 December 2020	31 December 2019
Rate of interest applied to discount benefit obligations	0.95%	1.25%
Projected rate of increase of salaries	0% for 2021, 2.5% for 2022-2023, 3% thereafter	2.5% for 2020-2022, 3% thereafter
Projected rate of increase of pensions in payment	1.35%	1.50%
Rate of increase of pensions in deferment	1.35%	1.50%
CPI Inflation	1.35%	1.50%

The discount rate used in the calculation of the pension liability is determined by reference to market yields at the Balance Sheet date on high quality corporate bonds. The currency and term of the corporate bonds is consistent with the currency and estimated term of the benefit obligations. Having regard to the duration of the scheme benefit obligations, a discount rate of 0.95% was adopted at 31 December 2020.

30. Post-employment benefits (continued)**Demographic Assumptions:**

The assumptions relating to the life expectancy at retirement for members is set out below:

	2020		2019	
	Male Years	Female Years	Male Years	Female Years
Current members age 40 (life expectancy at age 65)	24.9	26.8	24.7	26.5
Current pensioners age 65 (life expectancy at age 65)	22.7	24.5	22.5	24.4

Scheme Assets:

The investment allocations of assets at the Balance Sheet date were:

Asset Class	Proportion of Scheme assets at 31 December 2020	Proportion of Scheme assets at 31 December 2019
Bonds	91.12%	91.23%
Property	0.00%	0.03%
Other	8.88%	8.74%
	100.0%	100.0%

Under FRS102, the expected return on assets is set equal to the discount rate.

The fair value of the assets in the pension schemes at the Balance Sheet date were:

	Fair value at 31 December 2020 €'000	Fair value at 31 December 2019 €'000
Bonds	260,101	256,854
Property	-	90
Other	25,362	24,591
Total Fair value of Assets	285,463	281,535

The amounts recognised in the statement of financial position are as follows:

	31 December 2020 €'000	31 December 2019 €'000
Fair value of scheme assets	285,463	281,535
Defined benefit obligation	(229,751)	(233,491)
Defined benefit asset	55,712	48,044
Presented in financial statements as follows:		
Investments – surplus on funded schemes (see note 16)	55,712	48,044

30. Post-employment benefits (continued)**Analysis of the amounts included in the Profit and Loss Account:**

	2020 €'000	2019 €'000
Cost (excluding interest)		
Current service cost	(1,233)	(1,204)
Net interest cost		
Interest income on scheme assets	3,458	5,394
Interest on pension scheme benefit obligations	(2,855)	(4,325)
Net interest income	603	1,069
	(630)	(135)

The Profit and Loss charge includes the following credit/ (cost) due to changes in plan provisions:

Analysis of the re-measurements amounts recognised in other Comprehensive Income:

	2020 €'000	2019 €'000
Return on plan assets (excluding interest income)	10,268	10,863
Effect of experience adjustments	2,495	1,565
Effect of changes in assumptions	(4,569)	(17,640)
Total re-measurements included in other Comprehensive Income	8,194	(5,212)

30. Post-employment benefits (continued)**Movement in scheme assets and benefit obligations**

	Assets €'000	Benefit obligations €'000	Net surplus €'000
At 31 December 2018	274,124	(220,943)	53,181
Current service cost	-	(1,204)	(1,204)
Past service credit	-	-	-
Interest on scheme benefit obligations	-	(4,325)	(4,325)
Interest income on scheme assets	5,394	-	5,394
Return on scheme assets (excluding interest income)	10,863	-	10,863
Re-measurement due to experience adjustments	-	1,565	1,565
Re-measurement due to change in assumptions	-	(17,640)	(17,640)
Members' contributions	304	(304)	-
Benefits paid from scheme	(9,360)	9,360	-
Employer contributions	210	-	210
As at 31 December 2019	281,535	(233,491)	48,044

Movement in scheme assets and benefit obligations

	Assets €'000	Benefit obligations €'000	Net surplus €'000
At 31 December 2019	281,535	(233,491)	48,044
Current service cost	-	(1,233)	(1,233)
Past service credit	-	-	-
Interest on scheme benefit obligations	-	(2,855)	(2,855)
Interest income on scheme assets	3,458	-	3,458
Return on scheme assets (excluding interest income)	10,268	-	10,268
Re-measurement due to experience adjustments	-	2,495	2,495
Re-measurement due to change in assumptions	-	(4,569)	(4,569)
Members' contributions	271	(271)	-
Benefits paid from scheme	(10,173)	10,173	-
Employer contributions	104	-	104
As at 31 December 2020	285,463	(229,751)	55,712

The employer expects to contribute €0.1 million to the pension schemes in 2021.

30. Post-employment benefits (continued)**Sensitivity Analysis of Scheme Benefit obligations:**

The sensitivity of the defined benefit obligation to changes in the mortality assumptions is set out below:

	2020 Existing Assumption	2020 -1 Year	2020 +1 Year
Current Male Member age 40 (Life Expectancy at age 65)	24.9	24.0	25.8
Current Male Pensioner age 65 (Life Expectancy at age 65)	22.6	21.8	23.5
Benefit obligations (€'000)	229,751	220,991	238,491
Change in benefit obligations (€'000)		8,760	(8,740)
% Change (as % of original)		3.8%	(3.8%)

The sensitivity of the defined benefit obligation to changes in the discount rate is set out below:

	2020 Existing Assumption	2020 -0.25%	2020 +0.25%
Discount Rate	0.95%	0.70%	1.20%
Benefit obligations (€'000)	229,751	238,454	221,589
Change in benefit obligations (€'000)		(8,703)	8,162
% Change (as % of original)		(3.8%)	3.6%

31. Events after the reporting date

There have been no events between the Balance Sheet date and the date on which the financial statements were approved by the Board, which would require adjustment to the financial statements or any additional disclosures.

32. Approval of the Financial Statements

The Directors approved the financial statements on 26th March 2021.

Port Statistics (un-audited)

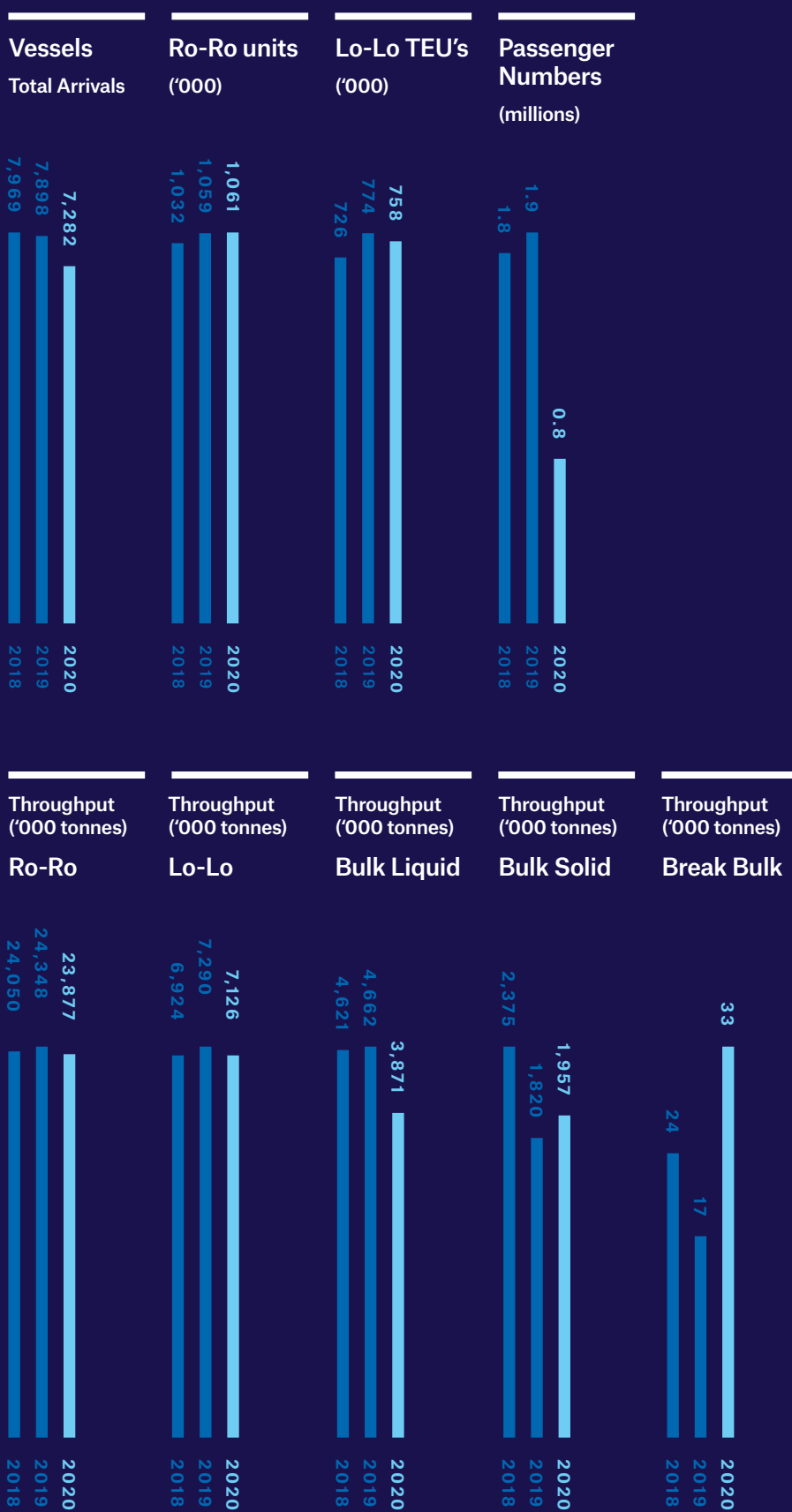
The financial statements cover the year ended 31 December 2020 together with comparative figures for 2019.


For comparison purposes, the un-audited statistics reproduced below cover trade for Dublin Port Company for the calendar years 2018 – 2020.


Vessel Arrivals	2020	2019	2018
Total	7,282	7,898	7,969

Throughput	2020	2019	2018
Ro-Ro	23,877	24,348	24,050
Lo-Lo	7,126	7,290	6,924
Bulk Liquid	3,871	4,662	4,621
Bulk Solid	1,957	1,820	2,375
Break Bulk	33	17	24
Total ('000 tonnes)	36,864	38,138	37,994

	2020	2019	2018
Ro-Ro units ('000)	1,061	1,059	1,032
Lo-Lo TEU's ('000)	758	774	726
Passenger Numbers (millions)	0.8	1.9	1.8







 **COMHLAUGHT CHALAFORT
ATHA CLIATH
DUBLIN PORT COMPANY**

Alexandra Basin Redevelopment Project

Facilitating growth at
Ireland's No.1 Port



Co-financed by the European Union
Connecting Europe Facility



Dublin Port Company

Port Centre, Alexandra Road
Dublin 1, Ireland

Email: info@dublinport.ie

Phone: +353 1 887 6000

www.dublinport.ie

